

The next generation solid carbide drill

AQUA Drill EX Series

AQUA Drill EX Series

AQDEX

AQDEXR

AQDEXOH3D

AQDEXOH5D

AQDEXOH8D

AQDEXOH3F3D

AQDEXOH3F5D



Realize stable, high efficiency drilling in wide area,
from medium and low speed up to high speed

AQUA Drill EX Series

AQDEX AQDEXR AQDEXOH3D AQDEXOH5D AQDEXOH8D AQDEXOH3F3D AQDEXOH3F5D

- High-speed & high-efficiency drilling
- Applicable to wide range of material
- High performance, even on small machine



Oil hole



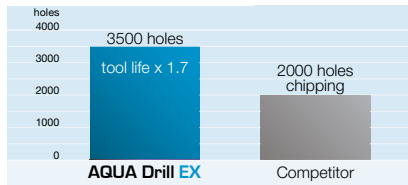
Dry drilling



Wet drilling

High speed drilling

Comparison



Cutting Condition

Tool: L9602 AQDEXR 8.0
Speed: 120 m/min
Feed: 0.25 mm/rev. (1,200 mm/min)
Cutting depth: 32mm
Work material: C50
Cutting fluid: Water soluble



AQUA EX Coating

True blue

- Anti-adhesion layer
- TiAlCrX Anti-oxidant layer
- TiAlX Wear resistant layer
- High strength carbide material




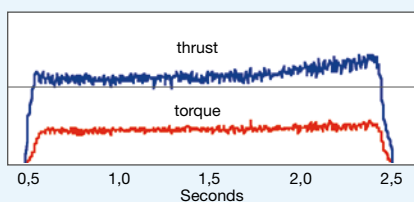
High Stable Drilling



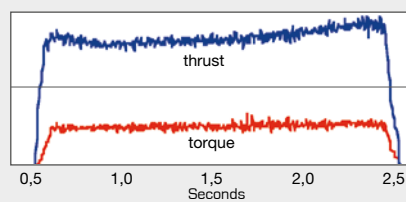
Deep Pocket

Smooth flute

AQUA Drill EX



Competitor



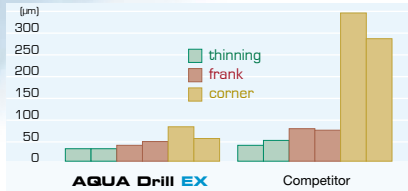
Long Tool Life Example No. 1

Low Cutting Force

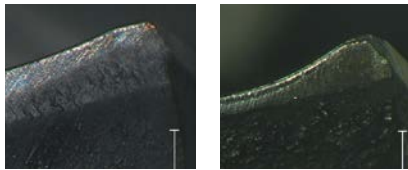


Flowing curve

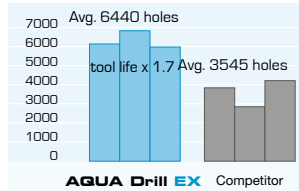
Durability comparison (after 3653 holes)



AQUA Drill EX Competitor




Tool life comparison



Cutting Condition

Tool: L9602 AQDEXR 6.0
 Speed: 100 m/min
 Feed: 0.18 mm/rev. (960 mm/min)
 Cutting depth: 21 mm
 Work material: C50
 Cutting fluid: Water soluble


Good chip shape created by AQUA Drill EX



Long Tool Life Example No. 2 Oil hole drill


Small wear

Wear comparison (after 625 hole)



Delicate cut

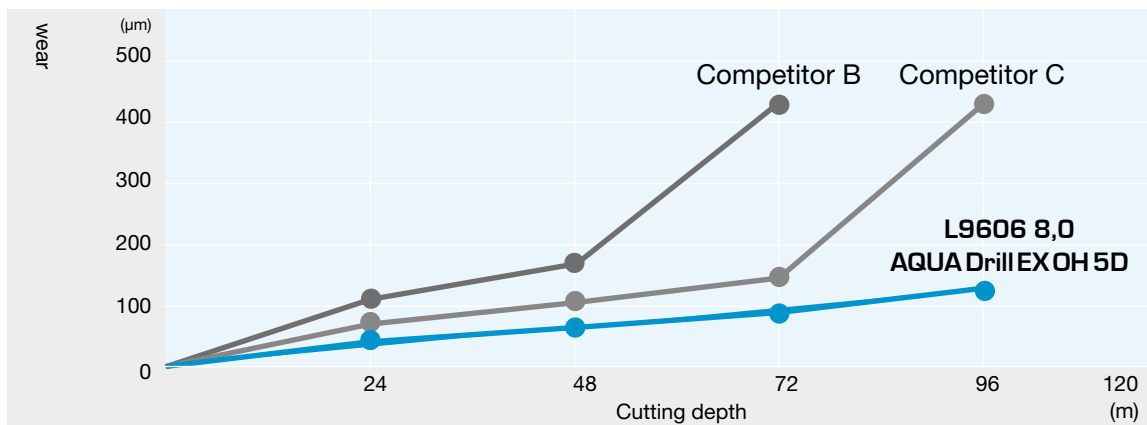
Tough heart



Cutting Condition

Tool: L9608 Oil Hole 8D 8.0 Cutting depth: 64 mm Blind hole
 Speed: 80 m/min Work material: C50 (180 HB)
 Feed: 640 mm/min Cutting fluid: Water soluble (Internal Coolant)

Comparison of wear on 1.4301 Stainless Steel (SUS304)



Cutting Condition

Tool: L9608 8.0 Cutting depth: 40 mm
 Speed: 80 m/min Work material: 1.4301
 Feed: 640 mm/min Cutting fluid: Water soluble

AQDEX

Selection Chart


List No.	Type	Cutting Fluid	Structural Steels	Carbon Steels	Pre-Hardened Steels Alloy Steels	Hardened Steels Mold Steels	Hardened Steels		Stainless Steels		Titanium Alloys Nickel Alloys	Cast Iron
			SS400	S45C S50C	SCR NAK	25 ~ 40 HRC	40 ~ 50 HRC	50 ~ 65 HRC	SUS304 SUS316	SUS420		FCD FC
L9600	AQUA Drill EX Stub	Wet & Dry ¹	■	■	■	■	■		○ ²	○		○
L9602	AQUA Drill EX Regular		■	■	■	■	■		○ ²	○		○
L9604	AQUA Drill EX Oil Hole 3D	Wet & MQL	■	■	■	■	■		○ ²	○	○	■
L9606	AQUA Drill EX Oil Hole 5D		■	■	■	■	■		○ ²	○	○	■
L9608	AQUA Drill EX Oil Hole 8D		■	■	■	■	■		○ ²	○	○	■
L9826	AQUA Drill EX Oil Hole 3 Flutes 3D	Wet	■	■	■	■	■		○	○		○
L9820	AQUA Drill EX Oil Hole 3 Flutes 5D		■	■	■	■	■		○	○		○
L9544	AQUA Microdrill	Wet & Dry ¹	■	■	■	■	■		■ ²	■	○	○
L9546	AQUA 3Flute		■	■	■	■	■			○		○
L9548	AQUA Hard						■					○

¹ Use in Wet condition when drill size is under 1 mm

² Dry & MQL drilling not recommended

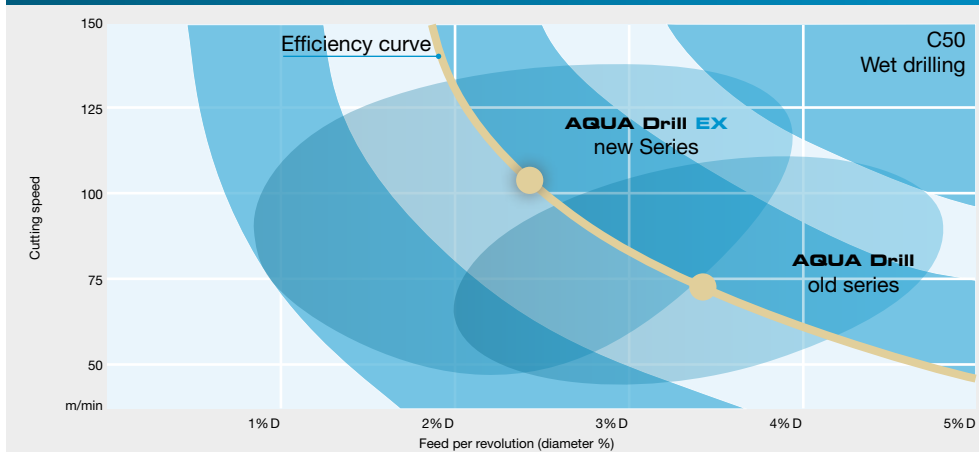
■ Excellent ○ Good

AQUA Drill EX



- Flute geometry which realizes low cutting resistance and high speed drilling
- Stable drilling even on low rigidity machines such as small M/C
- Smooth chip evacuation on low carbon steels
- Wide area of cutting speed

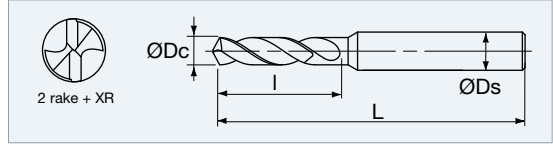
Features of AQUA Drill and AQUA Drill EX



AQUA Drill EX covers a wide range of area.

Various cutting conditions are applicable.

Both dry and wet drilling are possible.



LIST9600				Unit: mm
Dc	l	L	Ds	
2.0	8	45	3	
2.1	10	45	3	
2.2	10	45	3	
2.3	10	45	3	
2.4	10	45	3	
2.5	10	45	3	
2.6	13	45	3	
2.7	13	45	3	
2.8	13	45	3	
2.9	13	45	3	
3.0	13	45	3	
3.1	19	54	4	
3.2	19	54	4	
3.3	19	54	4	
3.4	19	54	4	
3.5	19	54	4	
3.6	21	54	4	
3.7	21	54	4	
3.8	21	54	4	
3.9	21	54	4	
4.0	21	54	4	
4.1	23	61	5	
4.2	23	61	5	
4.3	23	61	5	
4.4	23	61	5	
4.5	23	61	5	
4.6	25	61	5	
4.7	25	61	5	
4.8	25	61	5	
4.9	25	61	5	
5.0	25	61	5	
5.1	25	65	6	
5.2	25	65	6	
5.3	25	65	6	
5.4	25	65	6	
5.5	25	65	6	

LIST9600				Unit: mm
Dc	l	L	Ds	
5.6	27	65	6	
5.7	27	65	6	
5.8	27	65	6	
5.9	27	65	6	
6.0	27	65	6	
6.1	31	73	7	
6.2	31	73	7	
6.3	31	73	7	
6.4	31	73	7	
6.5	31	73	7	
6.6	33	73	7	
6.7	33	73	7	
6.8	33	73	7	
6.9	33	73	7	
7.0	33	73	7	
7.1	33	78	8	
7.2	33	78	8	
7.3	33	78	8	
7.4	33	78	8	
7.5	33	78	8	
7.6	36	78	8	
7.7	36	78	8	
7.8	36	78	8	
7.9	36	78	8	
8.0	36	78	8	
8.1	36	82	9	
8.2	36	82	9	
8.3	36	82	9	
8.4	36	82	9	
8.5	36	82	9	
8.6	38	82	9	
8.7	38	82	9	
8.8	38	82	9	
8.9	38	82	9	
9.0	38	82	9	
9.1	38	87	10	

LIST9600				Unit: mm
Dc	l	L	Ds	
9.2	38	87	10	
9.3	38	87	10	
9.4	38	87	10	
9.5	38	87	10	
9.6	41	87	10	
9.7	41	87	10	
9.8	41	87	10	
9.9	41	87	10	
10.0	41	87	10	
10.1	41	93	11	
10.2	41	93	11	
10.3	41	93	11	
10.4	41	93	11	
10.5	41	93	11	
10.6	45	93	11	
10.7	45	93	11	
10.8	45	93	11	
10.9	45	93	11	
11.0	45	93	11	
11.1	45	100	12	
11.2	45	100	12	
11.3	45	100	12	
11.4	45	100	12	
11.5	45	100	12	
11.6	47	100	12	
11.7	47	100	12	
11.8	47	100	12	
11.9	47	100	12	
12.0	47	100	12	
12.1	47	100	13	
12.2	47	100	13	
12.3	47	100	13	
12.4	47	100	13	
12.5	47	100	13	
12.6	49	100	13	
12.7	49	100	13	

LIST9600				Unit: mm
Dc	l	L	Ds	
12.8	49	100	13	
12.9	49	100	13	
13.0	49	100	13	
13.1	50	105	14	
13.2	50	105	14	
13.3	50	105	14	
13.4	50	105	14	
13.5	50	105	14	
13.6	52	105	14	
13.7	52	105	14	
13.8	52	105	14	
13.9	52	105	14	
14.0	52	105	14	
14.1	52	108	15	
14.2	52	108	15	
14.3	52	108	15	
14.4	52	108	15	
14.5	52	108	15	
14.6	53	108	15	
14.7	53	108	15	
14.8	53	108	15	
14.9	53	108	15	
15.0	53	108	15	
15.1	53	112	16	
15.2	53	112	16	
15.3	53	112	16	
15.4	53	112	16	
15.5	53	112	16	
15.6	55	112	16	
15.7	55	112	16	
15.8	55	112	16	
15.9	55	112	16	
16.0	55	112	16	

Standard Drilling Conditions

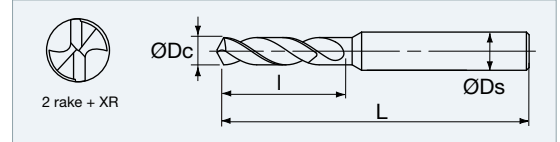
Work material	Structural steel & carbon steel gray cast iron			Alloy steel		Die steel Heat treated steel		High hardness steel		Ductile cast iron		Stainless steel	
	SS SC FC			SCM NAK HPM		SKD (30-40HRC)		(40-50HRC)		FCD		SUS	
	mm	min ⁻¹	mm/min	min ⁻¹	mm/min	min ⁻¹	mm/min	min ⁻¹	mm/min	min ⁻¹	mm/min	min ⁻¹	mm/min
Conventional Condition	2	12700	600	10500	480	5600	230	4000	140	9500	450	4800	140
	3	8500	660	7000	540	3700	260	2650	160	6400	500	3200	150
	5	5100	660	4100	540	2200	260	1600	160	3800	500	1900	150
	8	3200	660	2600	540	1400	260	1000	160	2400	500	1200	150
	10	2550	630	2100	510	1100	250	800	150	1900	470	950	140
	12	2100	600	1700	480	950	230	650	140	1600	440	800	130
High Speed Condition	16	1600	550	1300	440	700	210	500	130	1200	410	600	120
	2	19100	900	15900	750	8000	330	6400	230	14000	670	Use under normal conditions.	
	3	12700	1000	10500	830	5300	370	4250	260	9500	750		
	5	7600	1000	6400	830	3200	370	2550	260	5700	750		
	8	4800	1000	4000	830	2000	370	1600	260	3600	750		
	10	3800	940	3200	790	1600	350	1250	240	2900	710		
12	3200	890	2650	750	1300	330	1050	230	2400	670			
	16	2400	820	2000	690	1000	300	800	210	1800	620		

Attention on using the drilling condition tables

- Utilize the standard drilling condition shown in the catalogs just as the general guide, when starting operation.
- Adjust drilling condition when unusual vibration, different sound occur by cutting.
- When using low speed machines, use the maximum speed and adjust the feed rate.
- For drilling with water soluble cutting fluid.
- Drilling of Aluminum Alloys & other light metals is not recommended.
- Drilling the step feed in stainless steels when hole depth more than 2×D deep, step feed interval is about 0.5×D.
- Use water soluble cutting fluid for the high speed condition.
- Use air blow for cooling and the chips exclusion in dry drilling.

AQDEXR

AQUA Drill EX Regular



LIST9602				Unit: mm
Dc	l	L	Ds	
2.0	15	49	3	
2.1	17	49	3	
2.2	17	49	3	
2.3	17	49	3	
2.4	17	49	3	
2.5	17	49	3	
2.6	19	49	3	
2.7	19	49	3	
2.8	19	49	3	
2.9	19	49	3	
3.0	19	49	3	
3.1	24	60	4	
3.2	24	60	4	
3.3	24	60	4	
3.4	24	60	4	
3.5	24	60	4	
3.6	27	60	4	
3.7	27	60	4	
3.8	27	60	4	
3.9	27	60	4	
4.0	27	60	4	
4.1	31	76	5	
4.2	31	76	5	
4.3	31	76	5	
4.4	31	76	5	
4.5	31	76	5	
4.6	38	76	5	
4.7	38	76	5	
4.8	38	76	5	
4.9	38	76	5	
5.0	38	76	5	
5.1	39	81	6	
5.2	39	81	6	
5.3	39	81	6	
5.4	39	81	6	
5.5	39	81	6	

LIST9602				Unit: mm
Dc	l	L	Ds	
5.6	41	81	6	
5.7	41	81	6	
5.8	41	81	6	
5.9	41	81	6	
6.0	41	81	6	
6.1	42	83	7	
6.2	42	83	7	
6.3	42	83	7	
6.4	42	83	7	
6.5	42	83	7	
6.6	43	83	7	
6.7	43	83	7	
6.8	43	83	7	
6.9	43	83	7	
7.0	43	83	7	
7.1	45	90	8	
7.2	45	90	8	
7.3	45	90	8	
7.4	45	90	8	
7.5	45	90	8	
7.6	48	90	8	
7.7	48	90	8	
7.8	48	90	8	
7.9	48	90	8	
8.0	48	90	8	
8.1	53	98	9	
8.2	53	98	9	
8.3	53	98	9	
8.4	53	98	9	
8.5	53	98	9	
8.6	55	98	9	
8.7	55	98	9	
8.8	55	98	9	
8.9	55	98	9	
9.0	55	98	9	
9.1	58	105	10	

LIST9602				Unit: mm
Dc	l	L	Ds	
9.2	58	105	10	
9.3	58	105	10	
9.4	58	105	10	
9.5	58	105	10	
9.6	60	105	10	
9.7	60	105	10	
9.8	60	105	10	
9.9	60	105	10	
10.0	60	105	10	
10.1	66	114	11	
10.2	66	114	11	
10.3	66	114	11	
10.4	66	114	11	
10.5	66	114	11	
10.6	68	114	11	
10.7	68	114	11	
10.8	68	114	11	
10.9	68	114	11	
11.0	68	114	11	
11.1	71	121	12	
11.2	71	121	12	
11.3	71	121	12	
11.4	71	121	12	
11.5	71	121	12	
11.6	73	121	12	
11.7	73	121	12	
11.8	73	121	12	
11.9	73	121	12	
12.0	73	121	12	
12.1	76	137	13	
12.2	76	137	13	
12.3	76	137	13	
12.4	76	137	13	
12.5	76	137	13	
12.6	78	137	13	
12.7	78	137	13	

LIST9602				Unit: mm
Dc	l	L	Ds	
12.8	78	137	13	
12.9	78	137	13	
13.0	78	137	13	
13.1	84	147	14	
13.2	84	147	14	
13.3	84	147	14	
13.4	84	147	14	
13.5	84	147	14	
13.6	86	147	14	
13.7	86	147	14	
13.8	86	147	14	
13.9	86	147	14	
14.0	86	147	14	
14.1	89	153	15	
14.2	89	153	15	
14.3	89	153	15	
14.4	89	153	15	
14.5	89	153	15	
14.6	91	153	15	
14.7	91	153	15	
14.8	91	153	15	
14.9	91	153	15	
15.0	91	153	15	
15.1	94	160	16	
15.2	94	160	16	
15.3	94	160	16	
15.4	94	160	16	
15.5	94	160	16	
15.6	96	160	16	
15.7	96	160	16	
15.8	96	160	16	
15.9	96	160	16	
16.0	96	160	16	

Standard Drilling Conditions

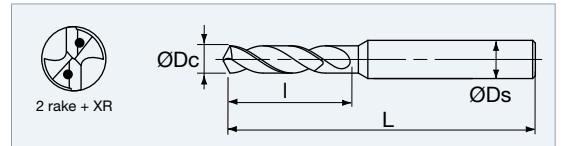
Work material	mm	Structural steel & carbon steel gray cast iron		Alloy steel		Die steel heat treated steel		High hardness steel		Ductile cast iron		Stainless steel	
		SS	SC	FC	SCM	NAK	HPM	SKD (30-40HRC)	(40-50HRC)	FCD	SUS		
		min ⁻¹	mm/min	min ⁻¹	mm/min	min ⁻¹	mm/min	min ⁻¹	mm/min	min ⁻¹	mm/min	min ⁻¹	mm/min
Conventional Condition	2	12700	530	10500	430	5600	200	4000	130	9500	400	4800	130
	3	8500	590	7000	480	3700	220	2650	140	6400	440	3200	140
	5	5100	590	4100	480	2200	220	1600	140	3800	440	1900	140
	8	3200	590	2600	480	1400	220	1000	140	2400	440	1200	140
	10	2550	560	2100	460	1100	210	800	140	1900	420	950	130
	12	2100	530	1700	430	950	200	650	130	1600	400	800	120
High Speed Condition	16	1600	490	1300	390	700	180	500	120	1200	370	600	110
	2	19100	790	15900	660	8000	290	6400	210	14000	590	Use under normal conditions.	
	3	12700	880	10500	730	5300	320	4250	230	9500	660		
	5	7600	880	6400	730	3200	320	2550	230	5700	660		
	8	4800	880	4000	730	2000	320	1600	230	3600	660		
	10	3800	840	3200	700	1600	300	1250	220	2900	630		
12	3200	790	2650	660	1300	280	1050	210	2400	600			
	16	2400	730	2000	610	1000	260	800	190	1800	550		

Attention on using the drilling condition tables

- Utilize the standard drilling condition shown in the catalogs just as the general guide, when starting operation.
- Adjust drilling condition when unusual vibration, different sound occur by cutting.
- When using low speed machines, use the maximum speed and adjust the feed rate.
- For drilling with water soluble cutting fluid.
- Drilling Aluminum Alloys, Light Metals are not recommended.
- Drilling the step feed in stainless steels when hole depth more then 2×D deep, step feed interval is about 0.5×D.
- Use water soluble cutting fluid for the high speed condition.
- Use air blow for cooling and the chips exclusion in dry drilling.

AQDEXOH3D

AQUA Drill EX Oil-Hole 3D



LIST9604				Unit: mm
Dc	I	L	Ds	
3.0	17	68	3	
3.1	20	72	4	
3.2	20	72	4	
3.3	20	72	4	
3.4	20	72	4	
3.5	20	72	4	
3.6	22	72	4	
3.7	22	72	4	
3.8	22	72	4	
3.9	22	72	4	
4.0	22	72	4	
4.1	25	80	5	
4.2	25	80	5	
4.3	25	80	5	
4.4	25	80	5	
4.5	25	80	5	
4.6	27	80	5	
4.7	27	80	5	
4.8	27	80	5	
4.9	27	80	5	
5.0	27	80	5	
5.1	27	82	6	
5.2	27	82	6	
5.3	27	82	6	
5.4	27	82	6	
5.5	27	82	6	
5.6	30	82	6	
5.7	30	82	6	
5.8	30	82	6	
5.9	30	82	6	
6.0	30	82	6	
6.1	32	88	7	
6.2	32	88	7	
6.3	32	88	7	
6.4	32	88	7	

LIST9604				Unit: mm
Dc	I	L	Ds	
6.5	32	88	7	
6.6	35	88	7	
6.7	35	88	7	
6.8	35	88	7	
6.9	35	88	7	
7.0	35	88	7	
7.1	37	94	8	
7.2	37	94	8	
7.3	37	94	8	
7.4	37	94	8	
7.5	37	94	8	
7.6	40	94	8	
7.7	40	94	8	
7.8	40	94	8	
7.9	40	94	8	
8.0	40	94	8	
8.1	42	100	9	
8.2	42	100	9	
8.3	42	100	9	
8.4	42	100	9	
8.5	42	100	9	
8.6	45	100	9	
8.7	45	100	9	
8.8	45	100	9	
8.9	45	100	9	
9.0	45	100	9	
9.1	47	106	10	
9.2	47	106	10	
9.3	47	106	10	
9.4	47	106	10	
9.5	47	106	10	
9.6	50	106	10	
9.7	50	106	10	
9.8	50	106	10	
9.9	50	106	10	

LIST9604				Unit: mm
Dc	I	L	Ds	
10.0	50	106	10	
10.1	52	116	11	
10.2	52	116	11	
10.3	52	116	11	
10.4	52	116	11	
10.5	52	116	11	
10.6	55	116	11	
10.7	55	116	11	
10.8	55	116	11	
10.9	55	116	11	
11.0	55	116	11	
11.1	57	122	12	
11.2	57	122	12	
11.3	57	122	12	
11.4	57	122	12	
11.5	57	122	12	
11.6	60	122	12	
11.7	60	122	12	
11.8	60	122	12	
11.9	60	122	12	
12.0	60	122	12	
12.1	62	128	13	
12.2	62	128	13	
12.3	62	128	13	
12.4	62	128	13	
12.5	62	128	13	
12.6	65	128	13	
12.7	65	128	13	
12.8	65	128	13	
12.9	65	128	13	
13.0	65	128	13	
13.1	67	134	14	
13.2	67	134	14	
13.3	67	134	14	
13.4	67	134	14	

LIST9604				Unit: mm
Dc	I	L	Ds	
13.5	67	134	14	
13.6	70	134	14	
13.7	70	134	14	
13.8	70	134	14	
13.9	70	134	14	
14.0	70	134	14	
14.1	72	140	15	
14.2	72	140	15	
14.3	72	140	15	
14.4	72	140	15	
14.5	72	140	15	
14.6	75	140	15	
14.7	75	140	15	
14.8	75	140	15	
14.9	75	140	15	
15.0	75	140	15	
15.1	77	146	16	
15.2	77	146	16	
15.3	77	146	16	
15.4	77	146	16	
15.5	77	146	16	
15.6	80	146	16	
15.7	80	146	16	
15.8	80	146	16	
15.9	80	146	16	
16.0	80	146	16	

Standard Drilling Conditions

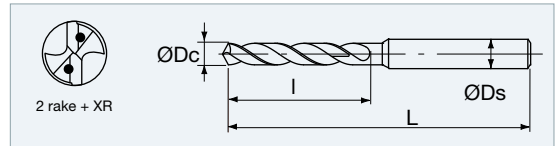
Work material	Structural steel & carbon steel gray cast iron		Alloy steel		Die steel heat treated steel		High hardness steel		Ductile cast iron		Stainless steel		
	SS SC FC		SCM	NAK	HPM	SKD (30-40HRC)	(40-50HRC)		FCD		SUS		
	mm	min ⁻¹	mm/min	min ⁻¹	mm/min	min ⁻¹	mm/min	min ⁻¹	mm/min	min ⁻¹	mm/min	min ⁻¹	mm/min
Wet Condition	3	12700	1150	10600	950	8500	760	5300	400	10600	950	8500	680
	4	9600	1150	8000	950	6400	760	4000	330	8000	950	6400	680
	6	6400	1070	5300	950	4200	710	2700	320	5300	950	4200	660
	8	4800	1070	4000	880	3200	710	2000	320	4000	880	3200	620
	10	3800	960	3200	790	2500	640	1600	290	3200	790	2500	540
	12	3200	800	2700	670	2100	540	1300	290	2700	670	2100	500
	14	2700	760	2300	650	1800	510	1100	270	2300	650	1800	500
MQL Condition	16	2400	730	2000	620	1600	480	1000	260	2000	620	1600	480
	3	8500	710	7400	520	6400	540	3200	210	7400	620		
	4	6400	710	5600	520	4800	540	2400	190	5600	620		
	6	4200	710	3700	520	3200	540	1600	180	3700	620		
	8	3200	660	2800	490	2400	500	1200	170	2800	580		
	10	2500	590	2200	440	1900	440	960	160	2200	500		
	12	2100	510	1900	370	1600	380	800	150	1900	460		
	14	1800	480	1600	350	1400	360	680	150	1600	430		
16	1600	460	1400	330	1200	340	600	140	1400	400			

Attention on using the drilling condition tables

1. Adjust drilling condition according to the rigidity of machine or work clamp state.
2. Wet condition are for drilling with water soluble cutting fl uid.
3. In non water soluble cutting fl uid, reduce the rotation and feed by 20%.
4. Use on internal coolant.
5. In step feed, return to the entrance hole.
6. Step feed interval is about 0.2 - 1×D.

AQDEXOH5D

AQUA Drill EX Oil-Hole 5D



LIST9606				Unit: mm
Dc	l	L	Ds	
3.0	28	78	3	
3.1	32	86	4	
3.2	32	86	4	
3.3	32	86	4	
3.4	32	86	4	
3.5	32	86	4	
3.6	36	86	4	
3.7	36	86	4	
3.8	36	86	4	
3.9	36	86	4	
4.0	36	86	4	
4.1	40	98	5	
4.2	40	98	5	
4.3	40	98	5	
4.4	40	98	5	
4.5	40	98	5	
4.6	44	98	5	
4.7	44	98	5	
4.8	44	98	5	
4.9	44	98	5	
5.0	44	98	5	
5.1	44	100	6	
5.2	44	100	6	
5.3	44	100	6	
5.4	44	100	6	
5.5	44	100	6	
5.6	48	100	6	
5.7	48	100	6	
5.8	48	100	6	
5.9	48	100	6	
6.0	48	100	6	
6.1	52	109	7	
6.2	52	109	7	
6.3	52	109	7	
6.4	52	109	7	

LIST9606				Unit: mm
Dc	l	L	Ds	
6.5	52	109	7	
6.6	56	109	7	
6.7	56	109	7	
6.8	56	109	7	
6.9	56	109	7	
7.0	56	109	7	
7.1	60	118	8	
7.2	60	118	8	
7.3	60	118	8	
7.4	60	118	8	
7.5	60	118	8	
7.6	64	118	8	
7.7	64	118	8	
7.8	64	118	8	
7.9	64	118	8	
8.0	64	118	8	
8.1	68	127	9	
8.2	68	127	9	
8.3	68	127	9	
8.4	68	127	9	
8.5	68	127	9	
8.6	72	127	9	
8.7	72	127	9	
8.8	72	127	9	
8.9	72	127	9	
9.0	72	127	9	
9.1	76	136	10	
9.2	76	136	10	
9.3	76	136	10	
9.4	76	136	10	
9.5	76	136	10	
9.6	80	136	10	
9.7	80	136	10	
9.8	80	136	10	
9.9	80	136	10	

LIST9606				Unit: mm
Dc	l	L	Ds	
10.0	80	136	10	
10.1	84	149	11	
10.2	84	149	11	
10.3	84	149	11	
10.4	84	149	11	
10.5	84	149	11	
10.6	88	149	11	
10.7	88	149	11	
10.8	88	149	11	
10.9	88	149	11	
11.0	88	149	11	
11.1	92	158	12	
11.2	92	158	12	
11.3	92	158	12	
11.4	92	158	12	
11.5	92	158	12	
11.6	96	158	12	
11.7	96	158	12	
11.8	96	158	12	
11.9	96	158	12	
12.0	96	158	12	
12.1	100	167	13	
12.2	100	167	13	
12.3	100	167	13	
12.4	100	167	13	
12.5	100	167	13	
12.6	104	167	13	
12.7	104	167	13	
12.8	104	167	13	
12.9	104	167	13	
13.0	104	167	13	
13.1	108	176	14	
13.2	108	176	14	
13.3	108	176	14	
13.4	108	176	14	

LIST9606				Unit: mm
Dc	l	L	Ds	
13.5	108	176	14	
13.6	112	176	14	
13.7	112	176	14	
13.8	112	176	14	
13.9	112	176	14	
14.0	112	176	14	
14.1	116	185	15	
14.2	116	185	15	
14.3	116	185	15	
14.4	116	185	15	
14.5	116	185	15	
14.6	120	185	15	
14.7	120	185	15	
14.8	120	185	15	
14.9	120	185	15	
15.0	120	185	15	
15.1	124	194	16	
15.2	124	194	16	
15.3	124	194	16	
15.4	124	194	16	
15.5	124	194	16	
15.6	128	194	16	
15.7	128	194	16	
15.8	128	194	16	
15.9	128	194	16	
16.0	128	194	16	

Standard Drilling Conditions

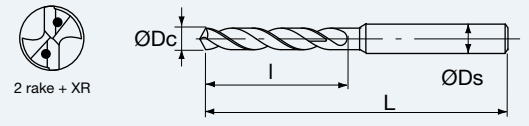
Work material	Structural steel & carbon steel gray cast iron		Alloy steel		Die steel heat treated steel		High hardness steel		Ductile cast iron		Stainless steel		
	SS SC FC		SCM	NAK	HPM	SKD (30-40HRC)	(40-50HRC)		FCD		SUS		
	mm	min ⁻¹	mm/min	min ⁻¹	mm/min	min ⁻¹	mm/min	min ⁻¹	mm/min	min ⁻¹	mm/min	min ⁻¹	mm/min
Wet Condition	3	12700	1150	10600	950	8500	760	5300	400	10600	950	8500	680
	4	9600	1150	8000	950	6400	760	4000	330	8000	950	6400	680
	6	6400	1070	5300	950	4200	710	2700	320	5300	950	4200	660
	8	4800	1070	4000	880	3200	710	2000	320	4000	880	3200	620
	10	3800	960	3200	790	2500	640	1600	290	3200	790	2500	540
	12	3200	800	2700	670	2100	540	1300	290	2700	670	2100	500
	14	2700	760	2300	650	1800	510	1100	270	2300	650	1800	500
MQL Condition	16	2400	730	2000	620	1600	480	1000	260	2000	620	1600	480
	3	8500	710	7400	520	6400	540	3200	210	7400	620		
	4	6400	710	5600	520	4800	540	2400	190	5600	620		
	6	4200	710	3700	520	3200	540	1600	180	3700	620		
	8	3200	660	2800	490	2400	500	1200	170	2800	580		
	10	2500	590	2200	440	1900	440	960	160	2200	500		
	12	2100	510	1900	370	1600	380	800	150	1900	460		
	14	1800	480	1600	350	1400	360	680	150	1600	430		
	16	1600	460	1400	330	1200	340	600	140	1400	400		

Attention on using the drilling condition tables

1. Adjust drilling condition according to the rigidity of machine or work clamp state.
2. Wet condition are for drilling with water soluble cutting fluid.
3. In non water soluble cutting fluid, reduce the rotation and feed by 20%.
4. Use on internal coolant.
5. When for hole depth more then 5×D deep, add step seeding. However, a work material and drilling condition to Chip removal may be worse. In that case, add A even if drilling depth 5×D is as follows.
6. In step feed, return to the entrance hole.
7. Step feed interval is about 0.2-1×D.

AQDEXOH8D

AQUA Drill EX Oil-Hole 8D



LIST9608				Unit: mm
Dc	l	L	Ds	
3.0	33	81	3	
3.1	38	92	4	
3.2	38	92	4	
3.3	38	92	4	
3.4	38	92	4	
3.5	38	92	4	
3.6	44	92	4	
3.7	44	92	4	
3.8	44	92	4	
3.9	44	92	4	
4.0	44	92	4	
4.1	49	105	5	
4.2	49	105	5	
4.3	49	105	5	
4.4	49	105	5	
4.5	49	105	5	
4.6	55	105	5	
4.7	55	105	5	
4.8	55	105	5	
4.9	55	105	5	
5.0	55	105	5	
5.1	60	118	6	
5.2	60	118	6	
5.3	60	118	6	
5.4	60	118	6	
5.5	60	118	6	
5.6	66	118	6	
5.7	66	118	6	
5.8	66	118	6	
5.9	66	118	6	
6.0	66	118	6	
6.1	71	130	7	
6.2	71	130	7	
6.3	71	130	7	
6.4	71	130	7	

LIST9608				Unit: mm
Dc	l	L	Ds	
6.5	71	130	7	
6.6	77	130	7	
6.7	77	130	7	
6.8	77	130	7	
6.9	77	130	7	
7.0	77	130	7	
7.1	82	142	8	
7.2	82	142	8	
7.3	82	142	8	
7.4	82	142	8	
7.5	82	142	8	
7.6	88	142	8	
7.7	88	142	8	
7.8	88	142	8	
7.9	88	142	8	
8.0	88	142	8	
8.1	93	154	9	
8.2	93	154	9	
8.3	93	154	9	
8.4	93	154	9	
8.5	93	154	9	
8.6	99	154	9	
8.7	99	154	9	
8.8	99	154	9	
8.9	99	154	9	
9.0	99	154	9	
9.1	104	166	10	
9.2	104	166	10	
9.3	104	166	10	
9.4	104	166	10	
9.5	104	166	10	
9.6	110	166	10	
9.7	110	166	10	
9.8	110	166	10	
9.9	110	166	10	

LIST9608				Unit: mm
Dc	l	L	Ds	
10.0	110	166	10	
10.1	115	182	11	
10.2	115	182	11	
10.3	115	182	11	
10.4	115	182	11	
10.5	115	182	11	
10.6	121	182	11	
10.7	121	182	11	
10.8	121	182	11	
10.9	121	182	11	
11.0	121	182	11	
11.1	126	194	12	
11.2	126	194	12	
11.3	126	194	12	
11.4	126	194	12	
11.5	126	194	12	
11.6	132	194	12	
11.7	132	194	12	
11.8	132	194	12	
11.9	132	194	12	
12.0	132	194	12	
12.1	137	206	13	
12.2	137	206	13	
12.3	137	206	13	
12.4	137	206	13	
12.5	137	206	13	
12.6	143	206	13	
12.7	143	206	13	
12.8	143	206	13	
12.9	143	206	13	
13.0	143	206	13	
13.1	148	218	14	
13.2	148	218	14	
13.3	148	218	14	
13.4	148	218	14	

LIST9608				Unit: mm
Dc	l	L	Ds	
13.5	148	218	14	
13.6	154	218	14	
13.7	154	218	14	
13.8	154	218	14	
13.9	154	218	14	
14.0	154	218	14	
14.1	159	230	15	
14.2	159	230	15	
14.3	159	230	15	
14.4	159	230	15	
14.5	159	230	15	
14.6	165	230	15	
14.7	165	230	15	
14.8	165	230	15	
14.9	165	230	15	
15.0	165	230	15	
15.1	170	242	16	
15.2	170	242	16	
15.3	170	242	16	
15.4	170	242	16	
15.5	170	242	16	
15.6	176	242	16	
15.7	176	242	16	
15.8	176	242	16	
15.9	176	242	16	
16.0	176	242	16	

Standard Drilling Conditions

Work material	mm	Structural steel & carbon steel gray cast iron		Alloy steel		Die steel heat treated steel		High hardness steel		Ductile cast iron		Stainless steel		
		SS	SC	FC	SCM	NAK	HPM	SKD (30-40HRC)	(40-50HRC)		FCD		SUS	
		min ⁻¹	mm/min	mm/min	min ⁻¹	mm/min	mm/min	min ⁻¹	mm/min	min ⁻¹	mm/min	min ⁻¹	mm/min	min ⁻¹
Wet Condition	3	12700	950	10600	840	8500	630	5300	320	10600	800	8500	630	
	4	9600	950	8000	840	6400	630	4000	320	8000	800	6400	630	
	6	6400	890	5300	840	4200	600	2700	300	5300	740	4200	600	
	8	4800	890	4000	800	3200	590	2000	300	4000	740	3200	570	
	10	3800	790	3200	710	2500	530	1600	290	3200	680	2500	510	
	12	3200	730	2700	640	2100	480	1300	270	2700	630	2100	490	
	14	2700	690	2300	600	1800	460	1100	270	2300	590	1800	490	
MQL Condition	16	2400	650	2000	580	1600	440	1000	260	2000	550	1600	470	
	3	8500	560	7400	450	6400	400	3200	180	7400	500			
	4	6400	560	5600	450	4800	400	2400	180	5600	500			
	6	4200	540	3700	450	3200	370	1600	170	3700	470			
	8	3200	540	2800	430	2400	370	1200	170	2800	470			
	10	2600	510	2200	400	1900	340	1000	150	2200	440			
	12	2100	480	1900	350	1600	340	800	150	1900	430			
14	1800	430	1600	330	1400	340	700	140	1600	390				
16	1600	410	1400	310	1200	330	600	140	1400	360				

Attention on using the drilling condition tables

1. Adjust drilling condition according to the rigidity of machine or work clamp state.
2. Wet condition are for drilling with water soluble cutting fluid.
3. In non water soluble cutting fluid, reduce the rotation and feed by 20%.
4. Use on internal coolant.

5. When for hole depth more than 5×D deep, add step seeding. However, a work material and drilling condition to Chip removal may be worse. In that case, add A even if drilling depth 5×D is as follows.
6. In step feed, return to the entrance hole.
7. Step feed interval is about 0.2-1×D.

Internal oil hole and three flutes provide high precision and great performance

AQUA Drill EX Series

Oil Hole 3 Flutes

AQDEXOH3F

3D 5D



High Precision and High Efficient Oil Hole 3 Flute Drill

AQUA Drill EX

Oil Hole 3 Flutes

AQDEXOH3F 3D 5D

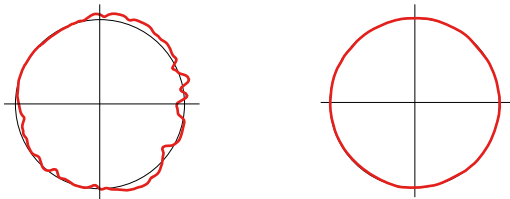
- High precision drilling until 5D depth possible
- Well balanced 3flute and optimized point geometry together with the oil hole will realize the high efficient drilling



High precision drilling


Roundness comparison

Conventional drill	AQDEXOH3D
Cutting speed: 45 m/min	Cutting speed: 50 m/min
Feed: 300 mm/rev. (0.25 mm/rev)	Feed: 570 mm/rev. (0.43 mm/rev)
Roundness: 14.5 μm	Roundness: 1.7 μm

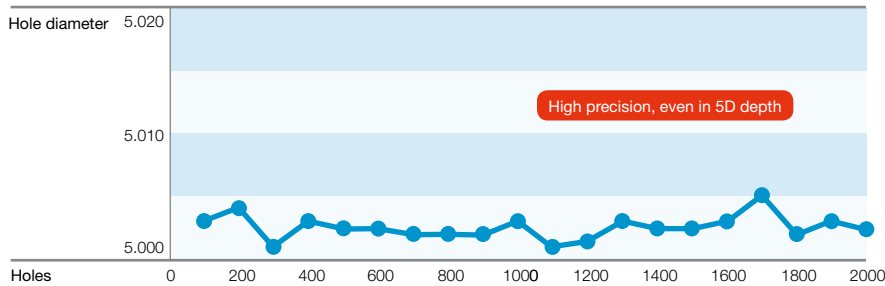


Cutting Condition

Tool: L9826 AQDEXOH3F3D 12.0 mm
Cutting depth: 36 mm blind hole
Material: Stainless steel 1.4301 (SUS304)
Cutting fluid: Water soluble



Transition of hole enlargement with AQDEXOH3F5D



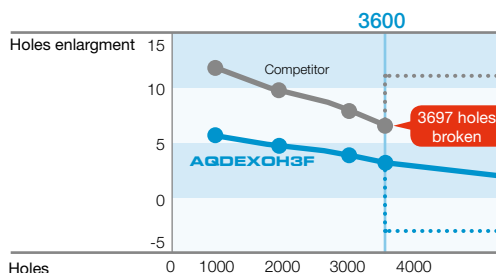
Cutting Condition

Tool: L9820 AQDEXOH3F3D 5.0 mm
Cutting speed: 100 m/min
Feed: 1280 mm/min (conventional drill was 950 mm/min)
Cutting depth: 25 mm blind hole
Material: C50 (180HB)
Cutting fluid: Water soluble

High Efficient and Long Tool Life

High feed non-step drilling

Feed 1500 mm/min, 5D depth

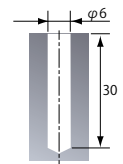


Cycle time 1.2 sec/hole
 Total cutting length over 150 m

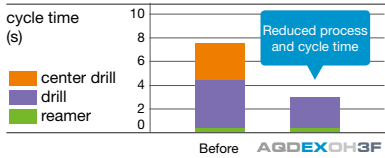
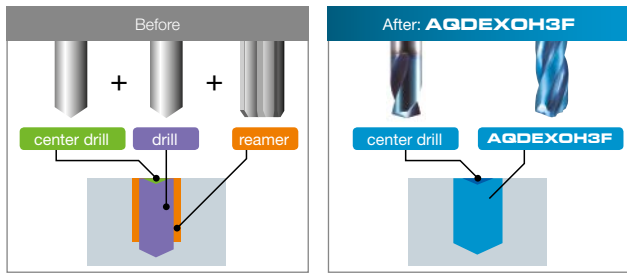


Cutting Condition

Tool: L9820 AQDEXOH3F5D 6.0 mm
Cutting speed: 120 m/min
Feed: 1500 mm/min
Cutting depth: 30 mm
Material: C50 (180HB)
Cutting fluid: Water soluble



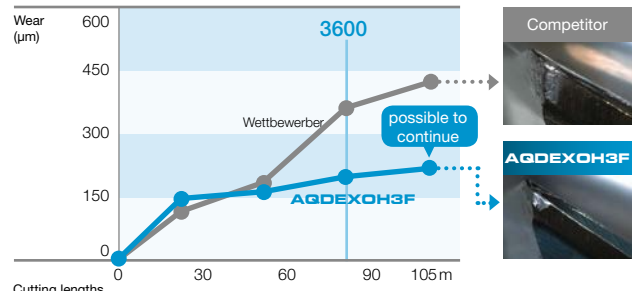
Process reduction



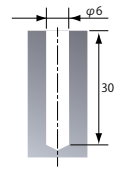
Cutting Condition
Hole requirement: 12.0mm
Material: C50 (200HB)
Cutting depth: 20mm

Stable drilling on Structural Steels (ST37-2)

Wear comparison after 150 m drilling!

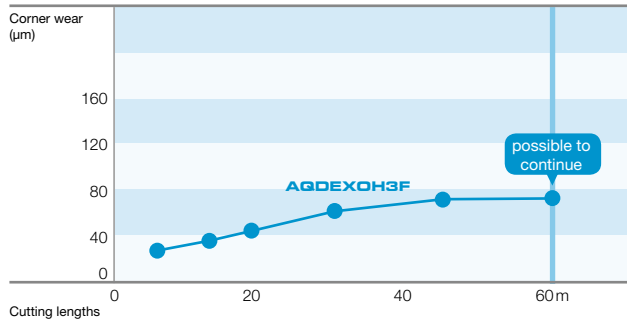


Cutting Condition
Tool: L9820 AQDEXOH3F5D 6.0mm
Cutting speed: 100m/min
Feed: 1280mm/min (0.24mm/rev)
Cutting depth: 30 mm blind hole
Material: Structural steel ST37-2 (SS400)
Cutting fluid: Water soluble

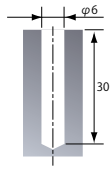


Long tool life even on Stainless Steel 1.4301 (SUS304)

Wear comparison after 60 m drilling



Cutting Condition
Tool: L9820 AQDEXOH3F5D 6.0mm
Cutting speed: 50m/min
Feed: 480mm/min (0.18mm/rev)
Cutting depth: 30 mm blind hole
Material: Structural steel 1.4301 (SUS304)
Cutting fluid: Water soluble

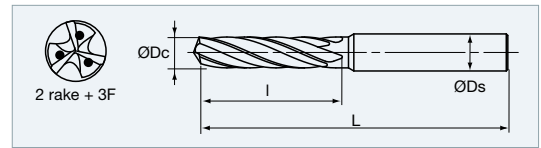


Applicable work materials

Structural Steels	Carbon Steels	Pre-Hardened Steels Alloy Steels	Hardened Steels Mold Steels	Hardened Steels		Stainless Steels		Ti Alloys Ni Alloys	Cast Iron	Aluminium Alloys	Copper Alloys
				40-50HRC	50-65 HRC	Austenitic 1.4301/1.4401 SUS304/SUS316	Martensitic 1.4021/1.4028 SUS420				
ST37-2	C45/C50	42CrMo4 SCR/NAK	30-40 HRC	40-50HRC	50-65 HRC	○	○		○	Al/ADC	Cu
■	■	■	■	■							

AQDEXOH3F3D

AQUA Drill EX Oil-Hole 3Flutes 3D



LIST9826				Unit: mm
Dc	l	L	Ds	
3.0	17	68	3	
3.1	20	72	4	
3.2	20	72	4	
3.3	20	72	4	
3.4	20	72	4	
3.5	20	72	4	
3.6	22	72	4	
3.7	22	72	4	
3.8	22	72	4	
3.9	22	72	4	
4.0	22	72	4	
4.1	25	80	5	
4.2	25	80	5	
4.3	25	80	5	
4.4	25	80	5	
4.5	25	80	5	
4.6	27	80	5	
4.7	27	80	5	
4.8	27	80	5	
4.9	27	80	5	
5.0	27	80	5	
5.1	27	82	6	
5.2	27	82	6	
5.3	27	82	6	
5.4	27	82	6	
5.5	27	82	6	

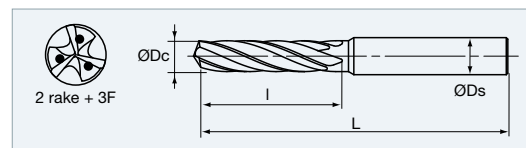
LIST9826				Unit: mm
Dc	l	L	Ds	
5.6	30	82	6	
5.7	30	82	6	
5.8	30	82	6	
5.9	30	82	6	
6.0	30	82	6	
6.1	32	88	7	
6.2	32	88	7	
6.3	32	88	7	
6.4	32	88	7	
6.5	32	88	7	
6.6	35	88	7	
6.7	35	88	7	
6.8	35	88	7	
6.9	35	88	7	
7.0	35	88	7	
7.1	37	94	8	
7.2	37	94	8	
7.3	37	94	8	
7.4	37	94	8	
7.5	37	94	8	
7.6	40	94	8	
7.7	40	94	8	
7.8	40	94	8	
7.9	40	94	8	
8.0	40	94	8	
8.1	42	100	9	

LIST9826				Unit: mm
Dc	l	L	Ds	
8.2	42	100	9	
8.3	42	100	9	
8.4	42	100	9	
8.5	42	100	9	
8.6	45	100	9	
8.7	45	100	9	
8.8	45	100	9	
8.9	45	100	9	
9.0	45	100	9	
9.1	47	106	10	
9.2	47	106	10	
9.3	47	106	10	
9.4	47	106	10	
9.5	47	106	10	
9.6	50	106	10	
9.7	50	106	10	
9.8	50	106	10	
9.9	50	106	10	
10.0	50	106	10	
10.1	52	116	11	
10.2	52	116	11	
10.3	52	116	11	
10.4	52	116	11	
10.5	52	116	11	
10.6	55	116	11	
10.7	55	116	11	

LIST9826				Unit: mm
Dc	l	L	Ds	
10.8	55	116	11	
10.9	55	116	11	
11.0	55	116	11	
11.1	57	122	12	
11.2	57	122	12	
11.3	57	122	12	
11.4	57	122	12	
11.5	57	122	12	
11.6	60	122	12	
11.7	60	122	12	
11.8	60	122	12	
11.9	60	122	12	
12.0	60	122	12	
12.1	62	128	13	
12.5	62	128	13	
13.0	65	128	13	
13.5	67	134	14	
14.0	70	134	14	
14.1	72	140	15	
14.5	72	140	15	
15.0	75	140	15	
15.5	77	146	16	
15.6	80	146	16	
16.0	80	146	16	

AQDEXOH3F5D

AQUA Drill EX Oil-Hole 3Flutes 5D



LIST9820				Unit: mm
Dc	l	L	Ds	
3.0	28	78	3	
3.1	32	86	4	
3.2	32	86	4	
3.3	32	86	4	
3.4	32	86	4	
3.5	32	86	4	
3.6	36	86	4	
3.7	36	86	4	
3.8	36	86	4	
3.9	36	86	4	
4.0	36	86	4	
4.1	40	98	5	
4.2	40	98	5	
4.3	40	98	5	
4.4	40	98	5	
4.5	40	98	5	
4.6	44	98	5	
4.7	44	98	5	
4.8	44	98	5	
4.9	44	98	5	
5.0	44	98	5	
5.1	44	100	6	
5.2	44	100	6	
5.3	44	100	6	
5.4	44	100	6	
5.5	44	100	6	

LIST9820				Unit: mm
Dc	l	L	Ds	
5.6	48	100	6	
5.7	48	100	6	
5.8	48	100	6	
5.9	48	100	6	
6.0	48	100	6	
6.1	52	109	7	
6.2	52	109	7	
6.3	52	109	7	
6.4	52	109	7	
6.5	52	109	7	
6.6	56	109	7	
6.7	56	109	7	
6.8	56	109	7	
6.9	56	109	7	
7.0	56	109	7	
7.1	60	118	8	
7.2	60	118	8	
7.3	60	118	8	
7.4	60	118	8	
7.5	60	118	8	
7.6	64	118	8	
7.7	64	118	8	
7.8	64	118	8	
7.9	64	118	8	
8.0	64	118	8	
8.1	68	127	9	

LIST9820				Unit: mm
Dc	l	L	Ds	
8.2	68	127	9	
8.3	68	127	9	
8.4	68	127	9	
8.5	68	127	9	
8.6	72	127	9	
8.7	72	127	9	
8.8	72	127	9	
8.9	72	127	9	
9.0	72	127	9	
9.1	76	136	10	
9.2	76	136	10	
9.3	76	136	10	
9.4	76	136	10	
9.5	76	136	10	
9.6	80	136	10	
9.7	80	136	10	
9.8	80	136	10	
9.9	80	136	10	
10.0	80	136	10	
10.1	84	149	11	
10.2	84	149	11	
10.3	84	149	11	
10.4	84	149	11	
10.5	84	149	11	
10.6	88	149	11	
10.7	88	149	11	

LIST9820				Unit: mm
Dc	l	L	Ds	
10.8	88	149	11	
10.9	88	149	11	
11.0	88	149	11	
11.1	92	158	12	
11.2	92	158	12	
11.3	92	158	12	
11.4	92	158	12	
11.5	92	158	12	
11.6	96	158	12	
11.7	96	158	12	
11.8	96	158	12	
11.9	96	158	12	
12.0	96	158	12	
12.1	100	167	13	
12.5	100	167	13	
13.0	104	167	13	
13.5	108	176	14	
14.0	112	176	14	
14.1	116	185	15	
14.5	116	185	15	
15.0	120	185	15	
15.5	124	194	16	
15.6	128	194	16	
16.0	128	194	16	

Standard Drilling Conditions AQDEXOH3F3D/5D

Work material	Structural Steels Carbon Steels Grey cast iron ST-37-2, C50, GG		Alloy Steels Pre-Hardened Steels		Mold Steels Hardened Steels		Hardened Steels		Stainless Steels 1.4301, 1.4401		Cast Irons GGG	
	-200HB		20-30HRC		30-40HRC		40-50HRC					
	mm	min ⁻¹	mm/min	min ⁻¹	mm/min	min ⁻¹	mm/min	min ⁻¹	mm/min	min ⁻¹	mm/min	min ⁻¹
3.0	10700	1280	8500	1020	7450	780	5600	540	5300	560	8500	1020
4.0	8000	1280	6400	1020	5600	780	4200	540	4000	560	6400	1020
6.0	5300	1280	4250	1020	3750	780	2800	540	2650	560	4250	1020
8.0	4000	1280	3200	1020	2800	780	2100	540	2000	560	3200	1020
10.0	3200	1280	2550	1020	2250	780	1700	540	1600	560	2550	1020
12.0	2650	1280	2100	1020	1850	780	1400	540	1350	560	2100	1020
14.0	2250	1120	1800	900	1600	670	1200	450	1150	480	1800	890
16.0	2000	1120	1600	900	1400	670	1050	450	1000	480	1600	890

Attention on using the drilling condition tables

1. Adjust cutting conditions according to the situation, such as rigidity of machine, work clamp, and shape of workpiece.
2. Cutting conditions listed here use water-soluble cutting fluid.
3. Reduce RPM and feed speeds by 20% for non-water-soluble cutting fluids.
4. Use internal coolant.

5. These drilling conditions are for the AQDEXOH3F3D up to 3D and for the AQDEXOH3F5D up to 5D. However a work material and drilling condition to chip removal may be worse. In that case, add step feed even if drilling depth 3xD, 5xD it as follows.
6. In step feed, return to the entrance hole.
7. Step feed interval is about 0.2~1xD.
8. Set up the chuck for the drill bit so there is less than 0.01mm of runout.

Other examples

Machine part Stainless steel 1.4301 (SUS304)

AQDEXOH3D after 2260 holes

Hole tolerance
Hole enlargement under 0.01 mm
Roundness under 0.01 mm
Cylindricity under 0.02 mm

Flank wear 0.03 mm Corner wear 0.034 mm

Possible to continue

Cutting Condition

Tool: L9826 AQDEXOH3F3D 4.4 mm
Cutting speed: 40m/min
Feed: 300mm/min
Hole depth: 7 mm through hole
Machine: Vertical Machining Centre (BT40)
Cutting fluid: Water soluble

Construction equipment parts C45 (200 HB)

3.3s/hole 4.0s/hole 2.9s/hole

Succeed Ø14.0 H7
Succeed reducing process
Reduced 60% of cycle time

Cutting Condition

Tool: L9826 AQDEXOH3F3D 14.0mm
Cutting speed: 65m/min
Feed: 430mm/min
Hole depth: 21 mm through hole
Machine: Vertical Machining Centre (BT40)
Cutting fluid: Water soluble



German Headquarter

NACHI EUROPE GmbH
Bischofstraße 99
47809 Krefeld, Germany
Phone: +49 2151-65046-0
Fax: +49 2151-65046-90
<http://www.nachi.de/>

South Office Germany

NACHI EUROPE GmbH
Pleidelsheimer Straße 47
74321 Bietigheim-Bissingen, Germany
Phone: +49 7142-77418-0
Fax: +49 7142-77418-20

UK Branch

NACHI EUROPE GmbH
Unit 3, 92, Kettles Wood Drive,
Woodgate Business Park,
BIRMINGHAM, B32 3DB, UK
Phone: +44 121 423 2922
Fax: +44 121 421 7520
<http://www.nachi.co.uk/>

Spain Main Branch

NACHI EUROPE GmbH
P.I. El Montalvo III C/Segunda, 6. Portal 1-2ª
Oficina 537188
Carbajosa de la Sagrada
SALAMANCA (Spain)
Phone: +34 923 197 837
Fax: +34 923 197 758

CZ Branch

NACHI EUROPE GmbH
organizační složka
Obchodní 132
251 01 Čestlice
Czech Republic
Phone: +420-255 734 000
Fax: +420-255 734 001

Factories

NACHI CZECH S.R.O.
PRUMYSLOVA 2732
44001 Louny, Czech Republic
Phone: +420 415 930930
Fax: +420 415 930940
<http://cz.nachi.de/czech>
e-mail: info@nachi.de

Turkey Branch

NACHI EUROPE GmbH
Karaman Ciftligi Mevkii, Agaoglu My Prestige,
k:13 D:110 Atasehir 34746 Istanbul
Phone: +90 216 688 4457
Fax: +90 216 688 4458

NACHI-FUJIKOSHI CORP.

Tokyo Head Office

Shiodome Sumitomo Bldg., 1-9-2 Higashi-shinbashi, Minato-ku Tokyo, JAPAN
Phone: +81-3-5568-5240 Fax: +81-3-5568-5236
Web Site URL <http://www.nachi-fujikoshi.co.jp/>

Toyama Head Office

1-1-1 Fujikoshi-Honmachi, Toyama, JAPAN
Phone: +81-76-423-5111 Fax: +81-76-493-5211

Purchase These Fine Products From: